



DO YOU WORK ON A CIVIL SITE OR AROUND HEAVY MACHINERY? THESE IMAGES SHOW SOME OF THE BLIND SPOTS FOR OPERATORS OF TYPICAL CONSTRUCTION EQUIPMENT AND MACHINERY YOU MAY COME ACROSS ON SITE. REMEMBER THAT LIMITED VISIBILITY APPLIES TO BOTH THE FRONT AND BACK OF PLANT.

# Stay aware of blind spots

One of the big safety challenges for those who operate construction equipment, or work around it, is maintaining constant awareness of the blind spots of this equipment. For many types of machinery, these unseen areas can be quite large. On a busy construction site, it's possible to easily wander close enough to a machine to be struck.

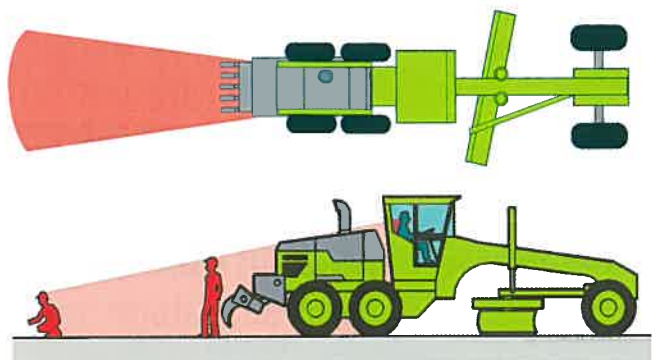
### WHAT IS CONSTRUCTION EQUIPMENT?

Construction equipment can range from trucks, forklifts and mobile

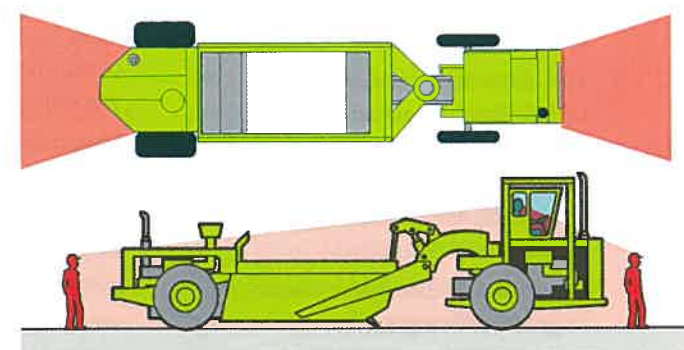
cranes through to all manner of earthmoving machinery such as excavators, loaders, bulldozers, skid steer loaders and graders.

This equipment should be operated by a licensed, competent operator in the manner in which it was designed for use.

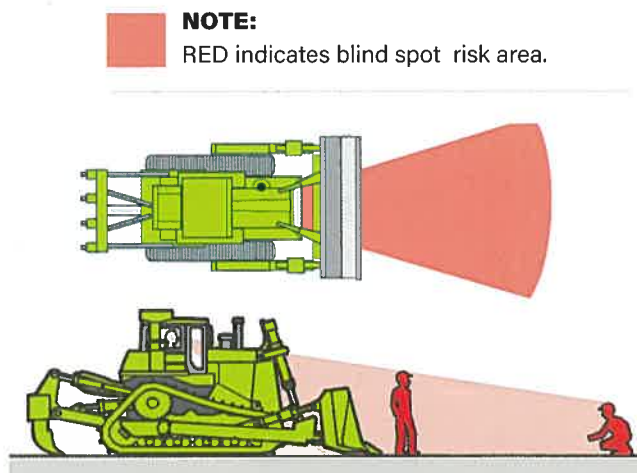
Do you work on a civil site or around heavy machinery? These images show some of the blind spots for operators of typical construction equipment and machinery you may come across on site. Remember that limited visibility applies to both the front and back of plant.



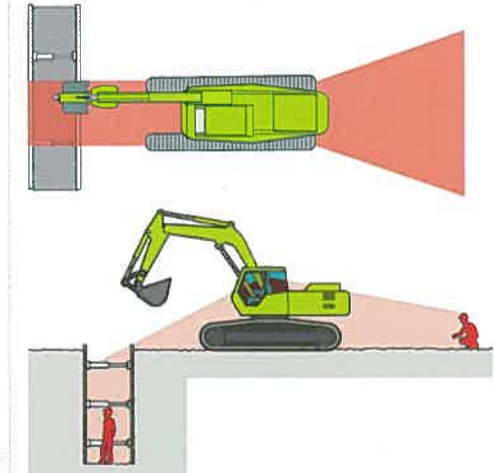
Grader



Tractor Scraper



Bulldozer



Excavator

**NOTE:**  
RED indicates blind spot risk area.



### EXCLUSION ZONES AND SPOTTERS

Exclusion zones and separating workers from mobile plant should be the first option for managing risk. If exclusion is not possible, use spotters to control operations when workers are in the immediate area. A spotter should be in constant contact with the mobile plant operator.

### BLIND SPOTS

Operators of construction equipment or machinery used on-site can often have severely restricted visibility of ground workers or nearby pedestrians, particularly when they are close to the equipment.

To alert workers to the dangers or nearby equipment, warning devices should be fitted, such as a reversing alarm or a revolving light. They can also be fitted with reversing cameras to provide extra visibility for the operators.

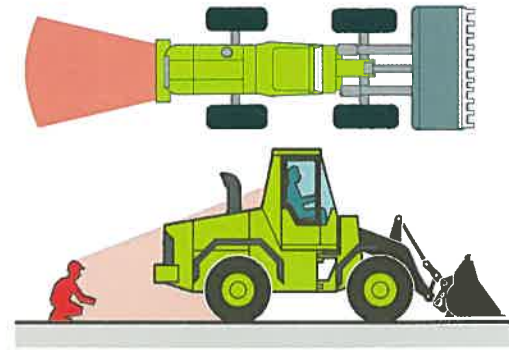
Establish an effective system of communication based on two-way acknowledgement between mobile plant operators and ground workers

before work starts. Train relevant workers in the procedures before they start work. The system should stop ground workers from approaching mobile plant until the operator has agreed to their request to approach. Similarly, the system should stop operators from moving plant closer than a set distance from ground workers until ground workers have advised the operator that they are aware of the proposed movement.

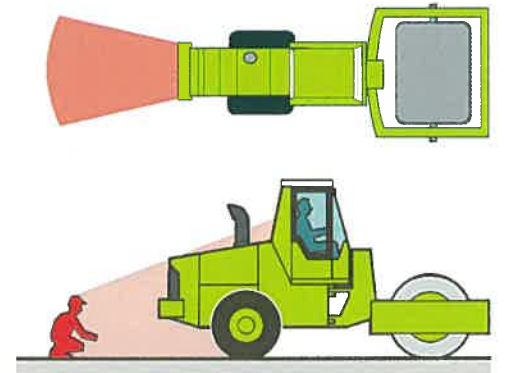
Mobile plant operators and workers should be familiar with the blind spots of the plant being used. Provide induction training programs emphasising the dangers of working in close proximity to mobile plant and provide adequate supervision.

Make sure operators and workers wear high-visibility personal protection equipment (PPE).

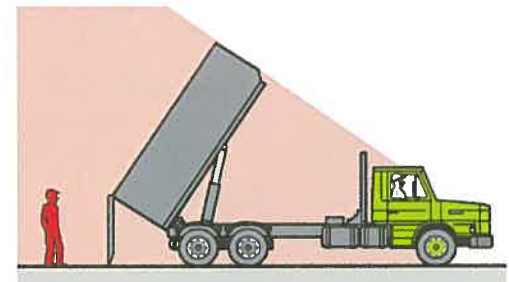
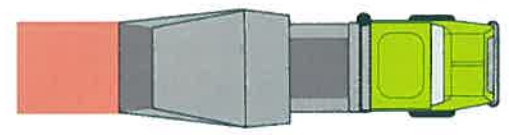
You'll find more information like this in Site Safe free passport handbook, the pocket-sized guide packed full of health and safety info. Download a copy of the handbook here: <https://goo.gl/yHxGhn>



Articulated Loader



Articulated Roller



Dump Truck



Site Safe is a not-for-profit, membership-based organisation that promotes, inspires and supports a culture of health and safety in New Zealand construction.