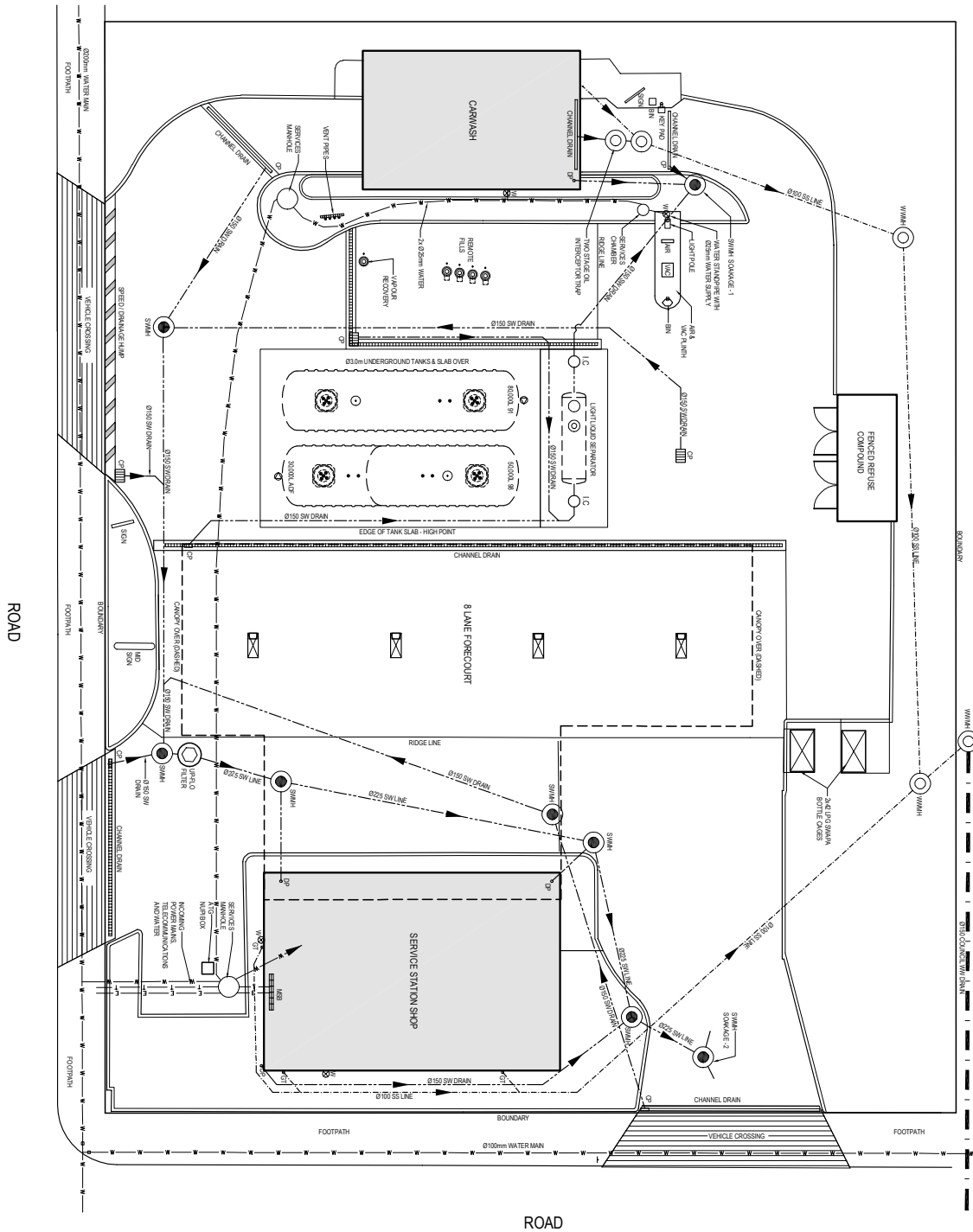
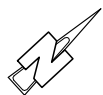


Appendix 1: Site plan examples

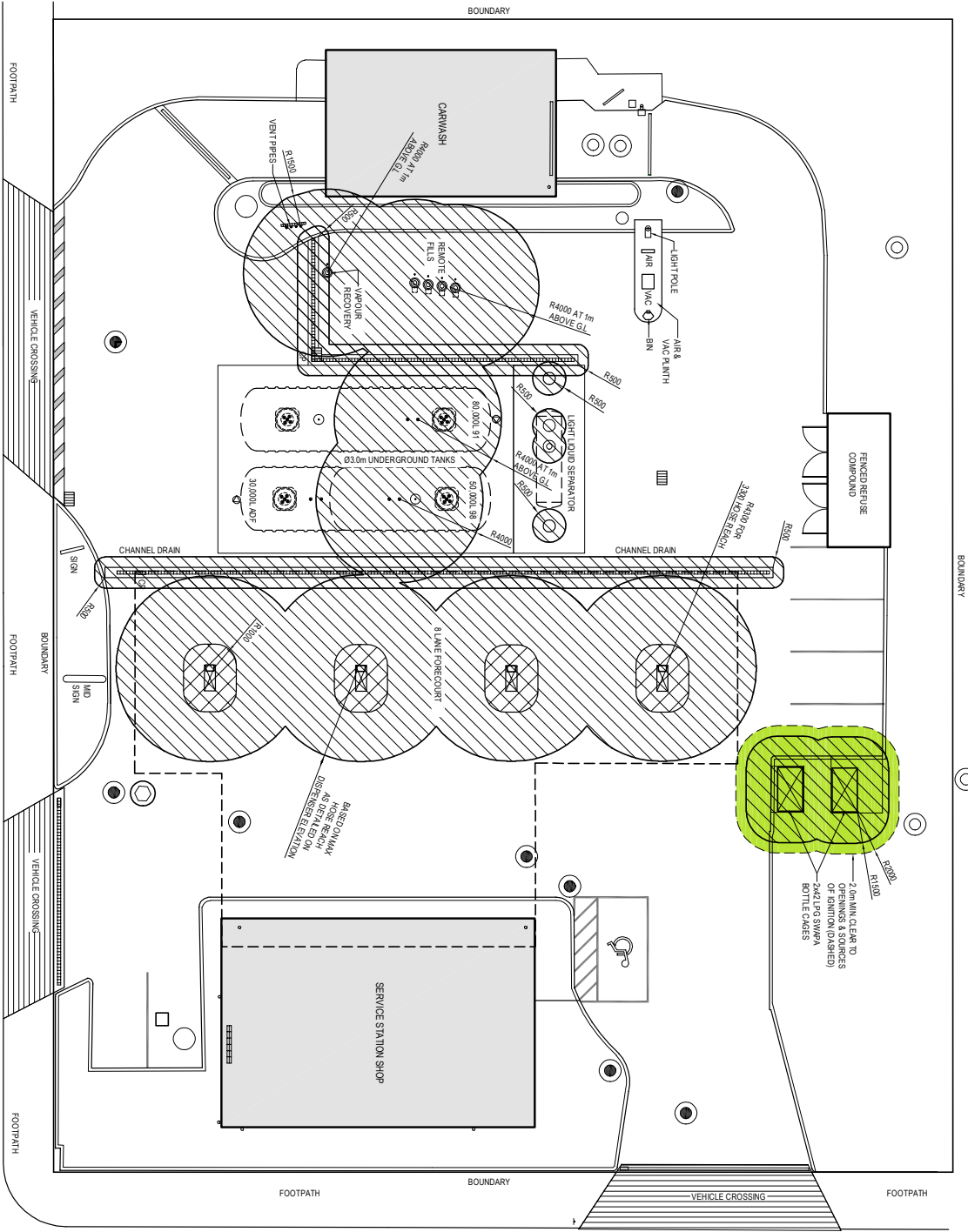


ROAD



LEGEND:

- CONCRETE SANDWICH BORDER
- WASTE WATER DRAIN
- STORM WATER DRAIN
- DRAIN DIRECTION OF FLOW
- WATER
- TELECOM
- FUTURE SERVICES
- MANHOLE - WASTE WATER (MWM)
- MANHOLE - STORM WATER (SMW)
- MANHOLE - SERVICES
- BUILDINGS
- ▨ VEHICLE CROSSINGS
- ▨ ROCKERS STANDARD (M/C) ON (P)
- ▨ CONCRETE SPEED DRAINAGE MAP
- ▨ CHANNEL DRAIN SYSTEM
- INSPECTION CHAMBER (M/C) ON (P)
- WATER STAMPING
- CONCRETE KERBS



NOTES:

- THIS IS A GENERAL LEVEL DRAWING AND THEREFORE DOES NOT DRAWING FOR EXAMPLE THE HEIGHT OF ROADS AT THIS POINT EXHAUSTIVE ATMOSPHERE ANALYSES IN A COME DOWN TOWARDS ROUNDS.
- FOR OTHER ELEVATIONS OF EXHAUSTIVE ATMOSPHERE AREA REFER TO ANZS 6009.10.209 SPACE IN THIS AREA ZONE 0.
- DUCTS AND WINGS ENCLOSED IN SHEATHING OVER EXHAUSTIVE ATMOSPHERE AREA ARE ZONE 1 LIKE AREA CLASSIFICATION DOES NOT INCLUDE FIRE OR CALORIFIC FLAMES SUCH AS WELLS, RAPTURE, MAJOR SPILLAGE ETC.
- MOTOR SPILL VENTS INCLUDE AN EXHAUSTIVE ATMOSPHERE ZONE 1 AT OUTLET OR 1.5M SPHERE DETERMINED AND DISPERSED ON SPECIAL SITES.

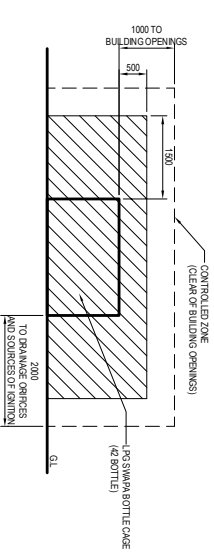
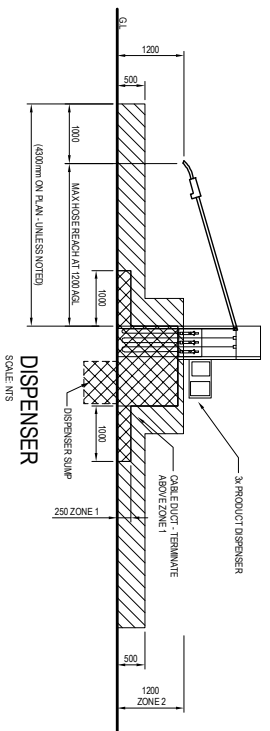
| FLUE | DENSITY | FLAMMABLE RANGE | PERCENTAGE CLASSIFICATION (ANZS 6009.10.1) | DISPERSED ON SPECIAL SITES |
|-----------|--------------------------------------|-----------------|--|----------------------------|
| UFG | HEAVIER 1.5% TO 14% (ANZS 6009.10.1) | 4.17 BAR | 13 | NA |
| AUTOSPENT | HEAVIER 1.5% TO 14% (ANZS 6009.10.1) | 1.3 BAR | 13 | NA |

NA: DIESEL IS BELOW FLASHPOINT AT AMBIENT TEMPERATURE FLASHPOINT 68°C

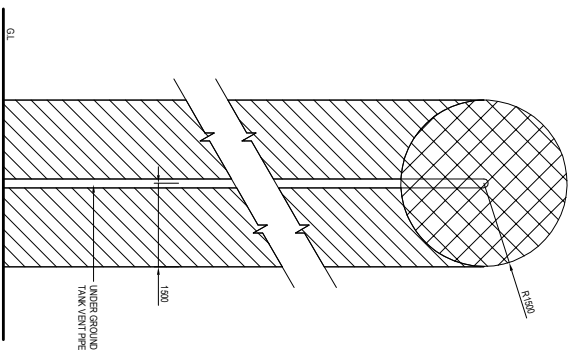
LEGEND:

- ZONE 1
- ZONE 2
- PROTECTED PLACE SEPARATION (20m L1570 UP TO 200kg 1120 L14 ASSEMBLY TABLE (COLUMNA))
- 2.0 MIN. CL EAR TO OPENINGS & SOURCES OF IGNITION (DASHED)
- VENT PIPE
- LIGHT POLE
- AIR & VAC PLANT
- HYDROCARBONS

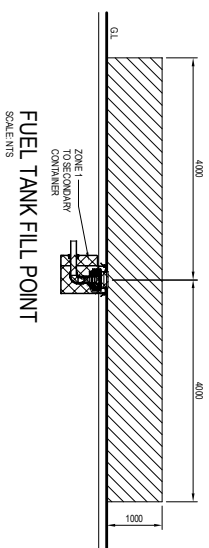
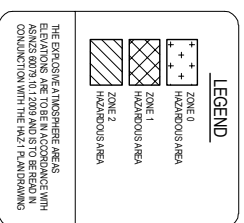
THIS DRAWING IS AN EXHAUSTIVE AREA PLAN AND IS THEREFORE NOT TO BE USED FOR ANY OTHER PURPOSES. THIS DRAWING IS TO BE READ IN CONJUNCTION WITH THE DRAWING SHEET.



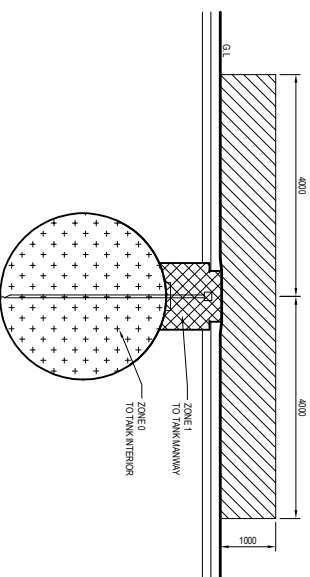
LPG SWAPA BOTTLE CAGE - ELEVATION (42 BOTTLE)
 SCALE NTS



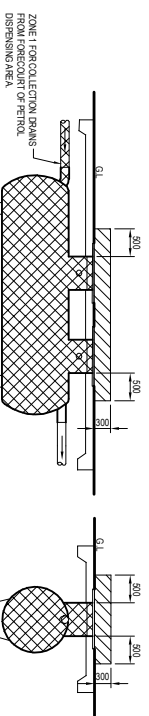
FUEL TANK VENT PIPE
 SCALE NTS



FUEL TANK FILL POINT
 SCALE NTS



FUEL TANK DIP AND ATG POINTS
 SCALE NTS



LIGHT LIQUID SEPARATOR
 SEPARATOR VENT & FORECOURT CESSPIT HAZARDOUS AREAS HAVE SAME DIMENSIONS
 SCALE NTS